




TONG HSING ELECTRONIC INDUSTRIES, LTD.

# Tong Hsing

**Fourth Quarter 2011  
Investor Conference  
February 24<sup>th</sup>, 2012**




**Excellence in Custom Electronics Manufacturing**

**Company Confidential**



# Disclaimer




**This presentation contains forward-looking statements. These forward-looking statements are subject to risks, uncertainties and assumptions, some of which are beyond our control. Actual results may differ materially from those expressed or implied by these forward-looking statements. Because of these risks, uncertainties and assumptions, the forward-looking events and circumstances discussed in this presentation might not occur in the way we expect, or at all. You should not place undue reliance on any forward-looking information.**

**In preparing the information herein, Tong Hsing have relied upon and assumed, without independent verification, the accuracy and completeness of all information available from public sources or which was provided to Tong Hsing or which was otherwise reviewed by Tong Hsing. Neither Tong Hsing nor its advisors have made any representation or warranty as to the accuracy or completeness of such information and nor do they assume any undertaking to supplement such information as further information becomes available or in light of changing circumstances. None of Tong Hsing, nor any of their respective affiliates, advisers or representatives shall have any liability whatsoever (in negligence or otherwise) for any loss howsoever arising from any use of this presentation or its contents or otherwise arising in connection with this presentation. Neither this presentation nor any of its contents may be reproduced to a third party without the prior written consent of Tong Hsing.**




# Table of Contents



1. Financial Update
2. Business Update



# 4Q 11 Income Statement QoQ Comparison



consolidated


Unit: NT\$Thousand	4Q 2011 (Audited)	%	3Q 2011 (Actual)	%	Chg %
Net Revenue	1,582,323	100.0%	1,582,928	100.0%	0.0%
Cost of Sales	1,115,344	70.5%	1,084,819	68.5%	2.8%
Gross Profit	466,979	29.5%	498,109	31.5%	-6.2%
Operating Expenses	150,776	9.5%	181,928	11.5%	-17.1%
Operating Income	316,203	20.0%	316,181	20.0%	0.0%
Non-Operating Income	13,149	0.8%	24,902	1.6%	-47.2%
Non-Operating Expense	4,334	0.3%	12,244	0.8%	-64.6%
Income before Income Tax	325,018	20.5%	328,839	20.8%	-1.2%
EPS(NT\$) before Tax	2.16		2.23		
Income Tax Expense	55,916	3.5%	61,751	3.9%	-9.4%
Net Income	269,102	17.0%	267,088	16.9%	0.8%
EPS(NT\$) after Tax	1.79		1.81		

\*2011 Weighted Average Outstanding Shares : 150.66Million

Company Confidential



# 4Q 11 Income Statement YoY Comparison



consolidated

Unit: NT\$Thousand

	4Q 2011 (Audited)	%	4Q 2010 (Audited)	%	Chg %
Net Revenue	1,582,323	100.0%	1,728,346	100.0%	-8.4%
Cost of Sales	1,115,344	70.5%	1,213,908	70.2%	-8.1%
Gross Profit	466,979	29.5%	514,438	29.8%	-9.2%
Operating Expenses	150,776	9.5%	162,770	9.4%	-7.4%
Operating Income	316,203	20.0%	351,668	20.3%	-10.1%
Non-Operating Income	13,149	0.8%	4,886	0.3%	169.1%
Non-Operating Expense	4,334	0.3%	119,282	6.9%	-96.4%
Income before Income Tax	325,018	20.5%	237,272	13.7%	37.0%
EPS(NT\$) before Tax	2.16		1.78		
Income Tax Expense	55,916	3.5%	50,951	2.9%	9.7%
Net Income	269,102	17.0%	186,321	10.8%	44.4%
EPS(NT\$) after Tax	1.79		1.40		


\*2011 Weighted Average Outstanding Shares : 150.66Million

Company Confidential





# Y2011 Income Statement YoY Comparison



consolidated

Unit: NT\$Thousand

	Y2011		Y2010		YoY Chg %
	Audited	%	Audited	%	
Net Revenue	6,258,375	100.0%	6,126,555	100.0%	2.2%
Cost of Sales	4,406,779	70.4%	4,345,496	70.9%	1.4%
Gross Profit	1,851,596	29.6%	1,781,059	29.1%	4.0%
Operating Expenses	735,123	11.7%	686,044	11.2%	7.2%
Operating Income	1,116,473	17.8%	1,095,015	17.9%	2.0%
Non-Operating Income	59,044	0.9%	14,649	0.2%	303.1%
Non-Operating Expense	20,455	0.3%	162,999	2.7%	-87.5%
Income before Income Tax	1,155,062	18.5%	946,665	15.5%	22.0%
EPS(NT\$) before Tax	7.67		7.09		
Income Tax Expense	192,058	3.1%	158,106	2.6%	21.5%
Net Income	963,004	15.4%	788,559	12.9%	22.1%
EPS(NT\$) after Tax	6.39		5.91		

\*2011 Weighted Average Outstanding Shares : 150.66Million



## 4Q 11 Operating Results Summary




consolidated

Unit: NT\$Thousand	4Q 2011 (Audited)	3Q 2011 (Actual)	4Q 2010 (Audited)
Net Revenues	1,582,323	1,582,928	1,728,346
Net Income	269,102	267,088	186,321
EPS(NT\$) before Tax	2.16	2.23	1.78
EPS(NT\$) after Tax	1.79	1.81	1.40
Depreciation	137,625	116,214	94,229
Capital Expenditure	278,596	356,898	403,505
EBITDA *	468,823	451,265	337,489

\*EBITDA = Net Income + Interest + Tax + Depreciation & Amortization expenses



## Balance Sheet Highlight –Y2011



consolidated


Unit: NT\$Thousand	12.31.2011 (Audited)	%	12.31.2010 (Audited)	%
Cash and Cash Equivalents	3,885,903	41%	2,280,760	31%
Fixed Assets	3,875,151	41%	2,853,806	42%
Total Assets	9,460,183	100%	7,045,090	100%
LT Debt	65,000	1%	65,000	1%
Shareholders' Equity	8,089,865	86%	5,508,571	78%
Depreciation-YTD	457,441		335,015	
Capital Expenditure-YTD	1,246,330		1,230,123	
EBITDA-YTD	1,636,441		1,303,624	

\*EBITDA = Net Income + Interest + Tax + Depreciation & Amortization expenses






# Table of Contents



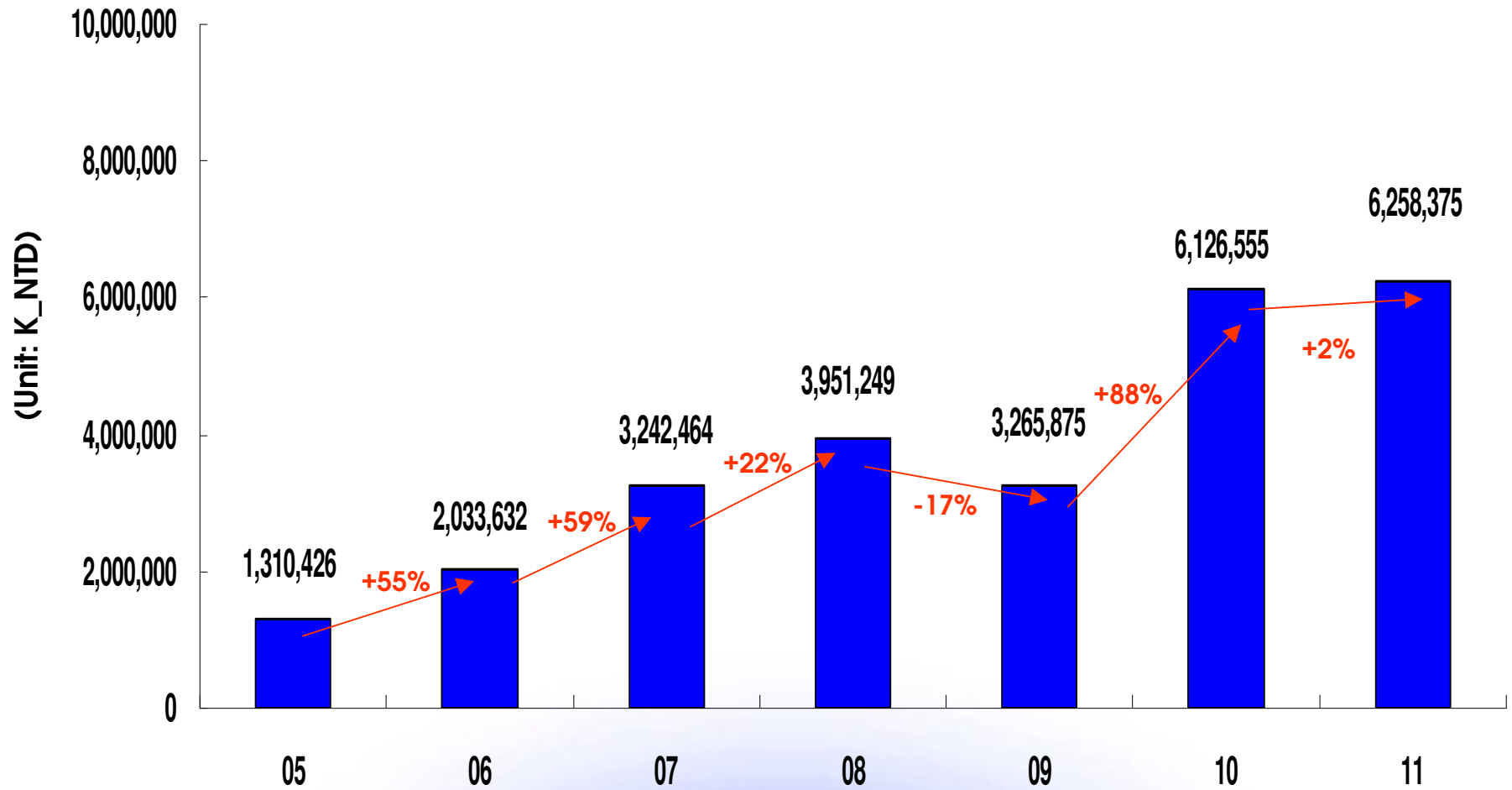
1. Financial Update
2. Business Update



# Tong Hsing Revenue History




**consolidated**



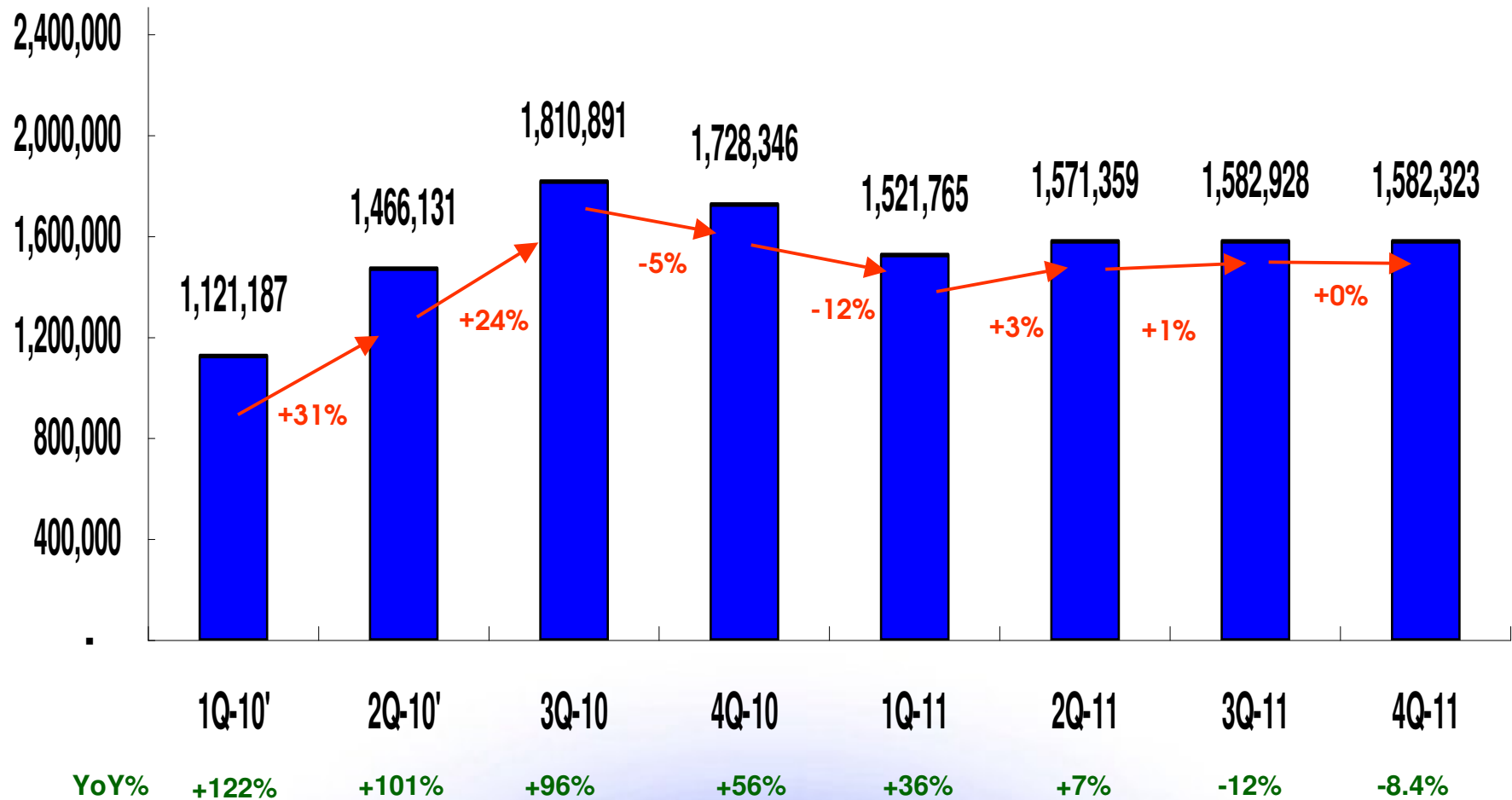


# Tong Hsing Quarterly Revenue




**consolidated**

Unit:K\_NTD

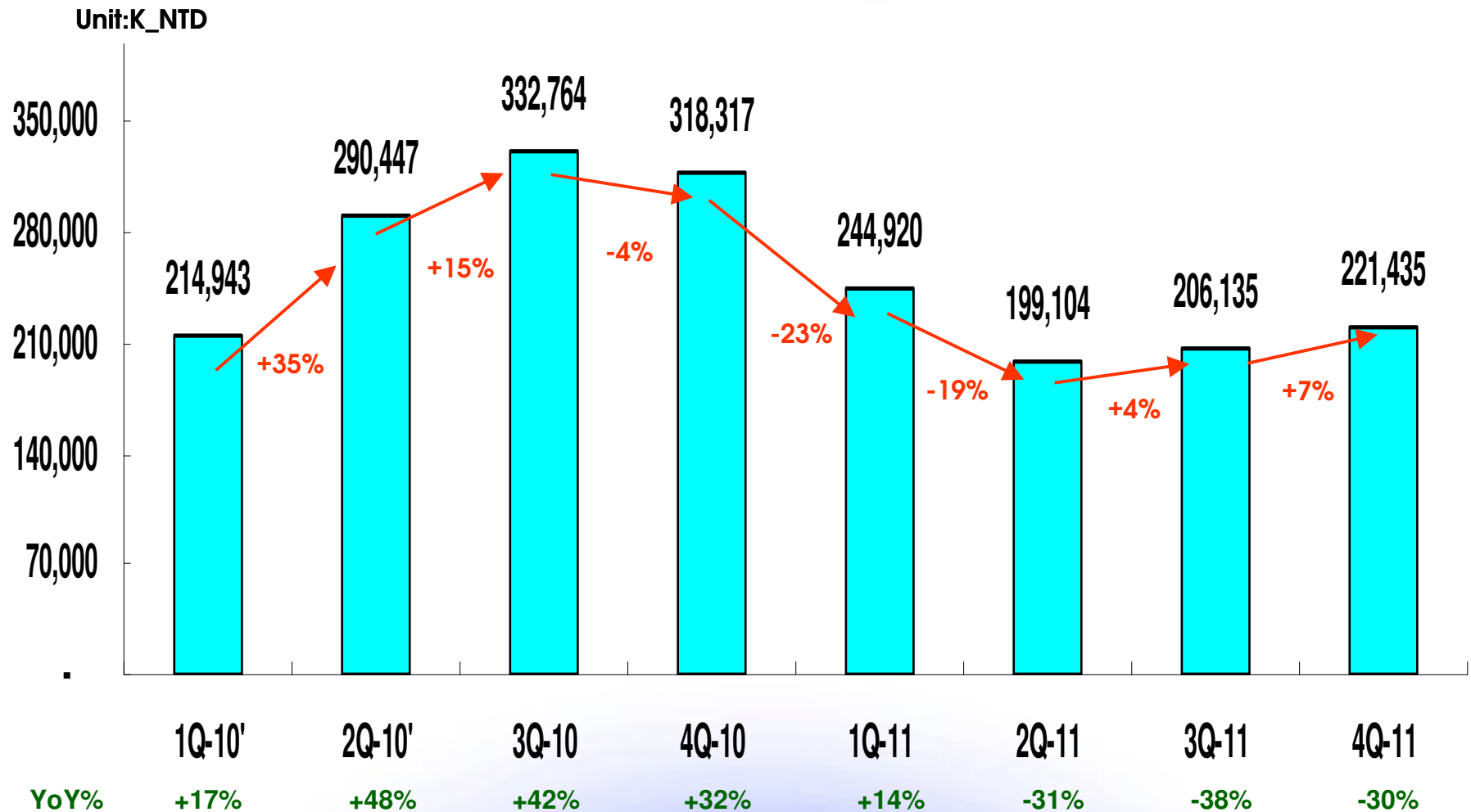




# RF Module Quarterly Revenue Trend




**consolidated**





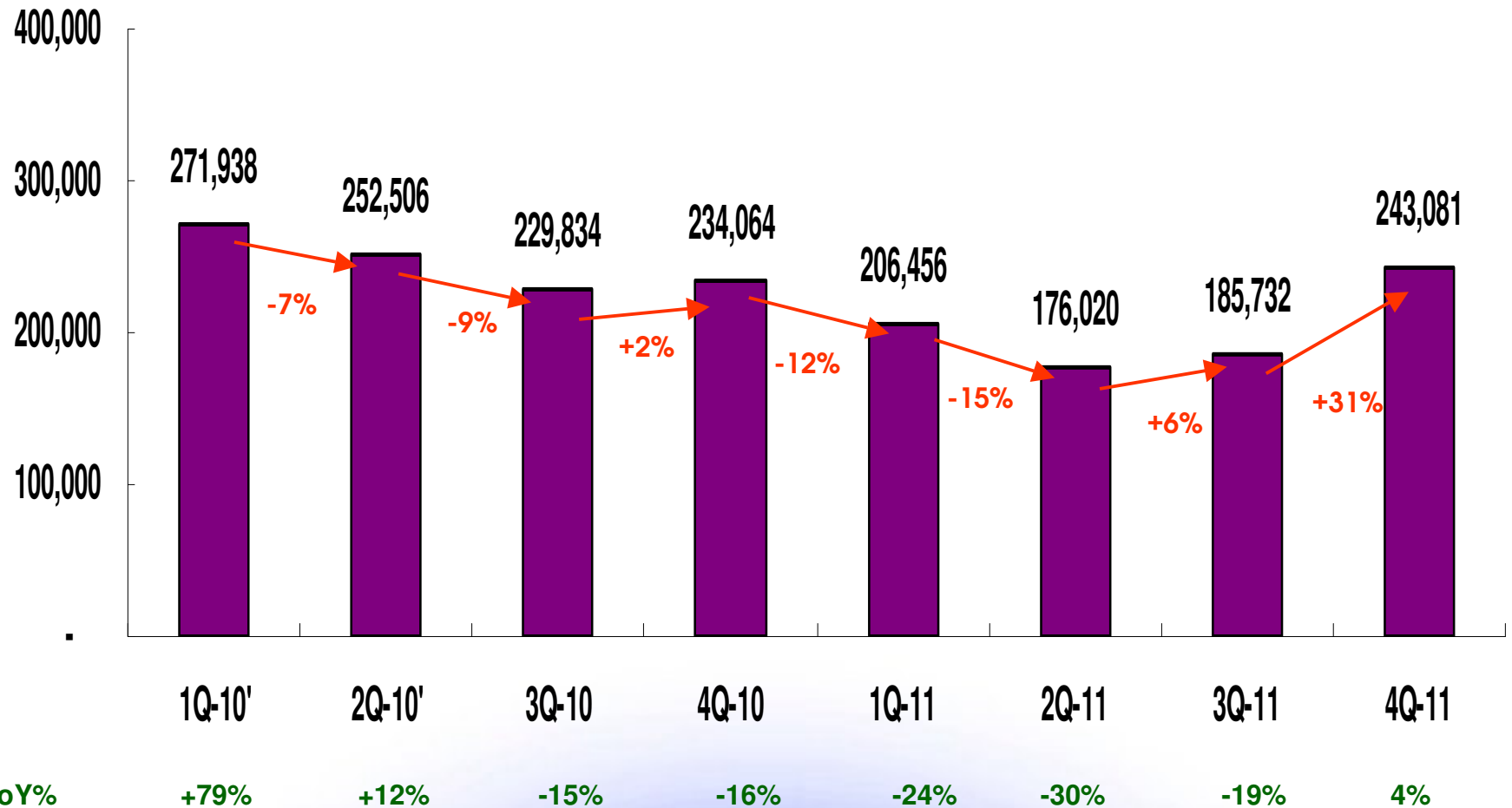
# Hybrid Modules & Specialty Packaging

## Quarterly Revenue Trend



**consolidated**


Unit:K\_NTD





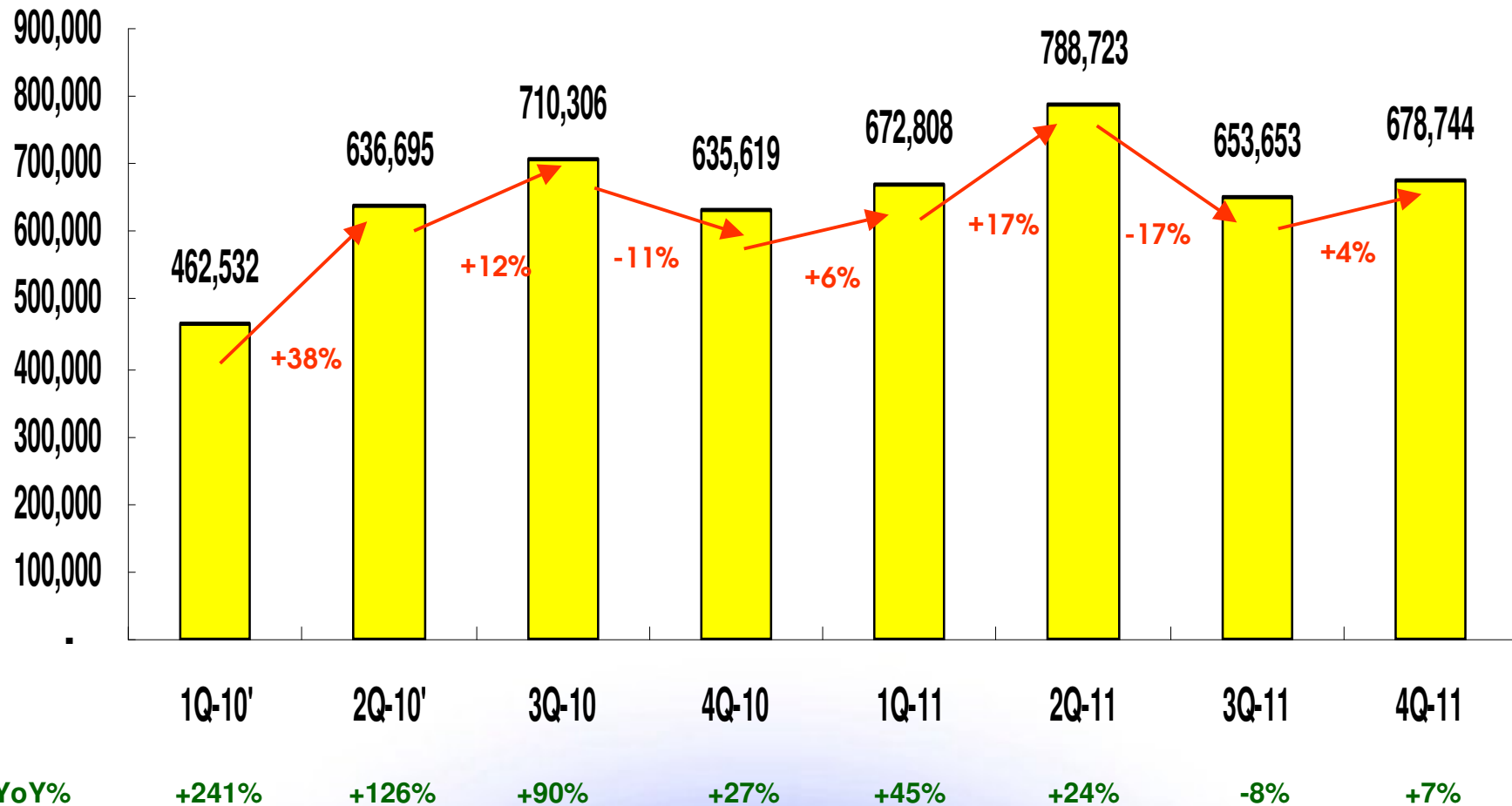


# Ceramic Metallized Substrate Quarterly Revenue Trend




**consolidated**

Unit:K\_NTD

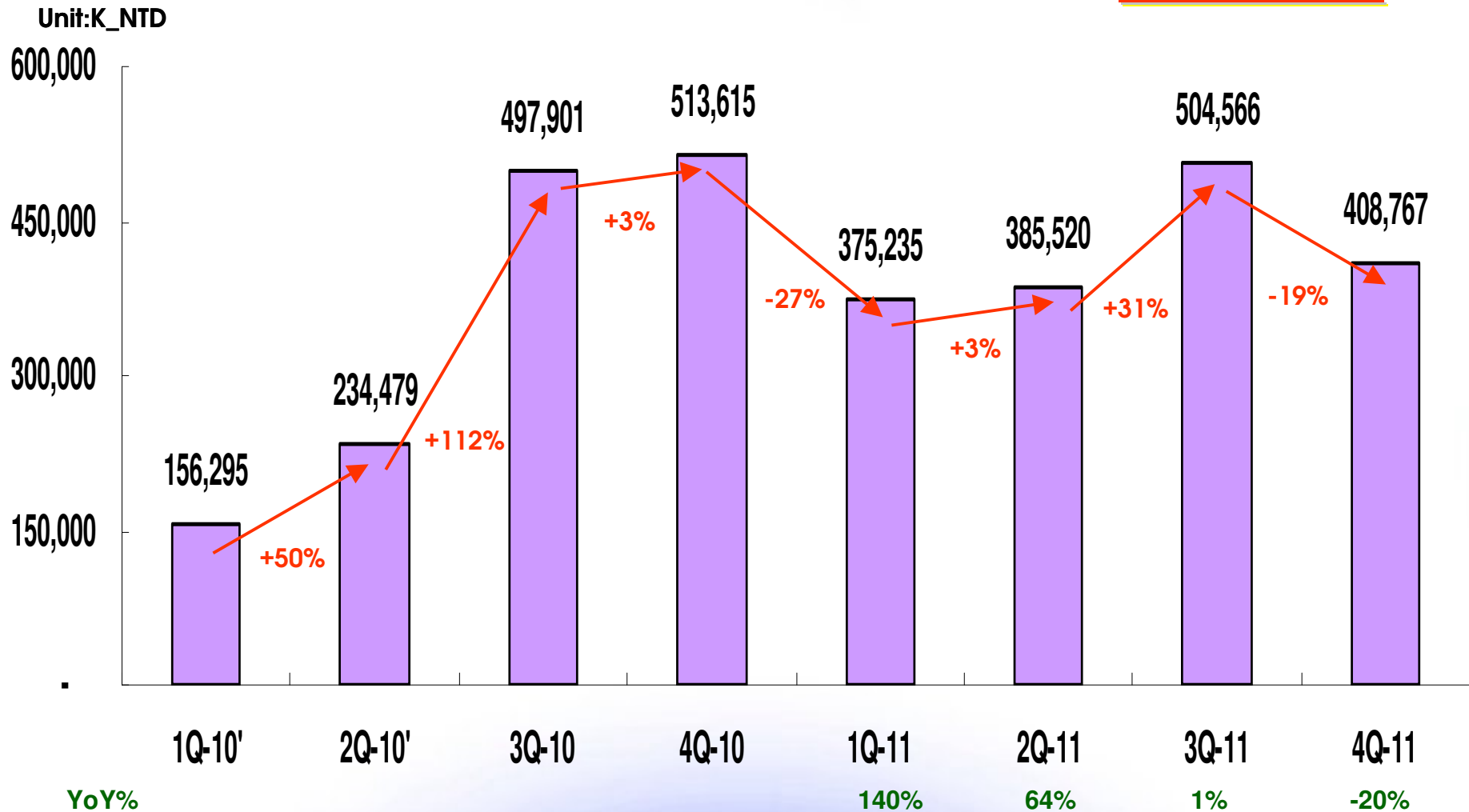




# Image Products Quarterly Revenue Trend




**consolidated**



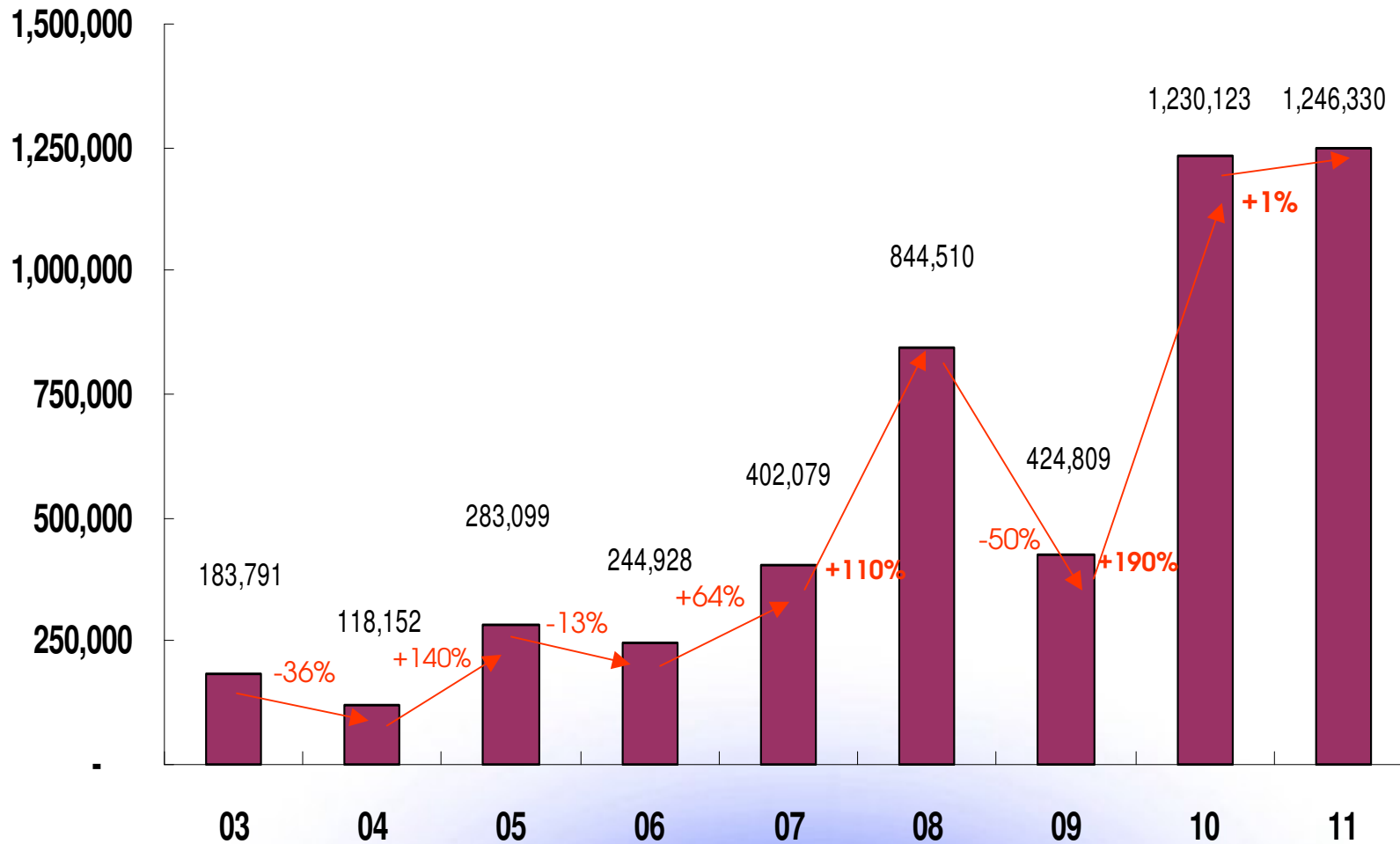


# Capital Expenditure



**consolidated**

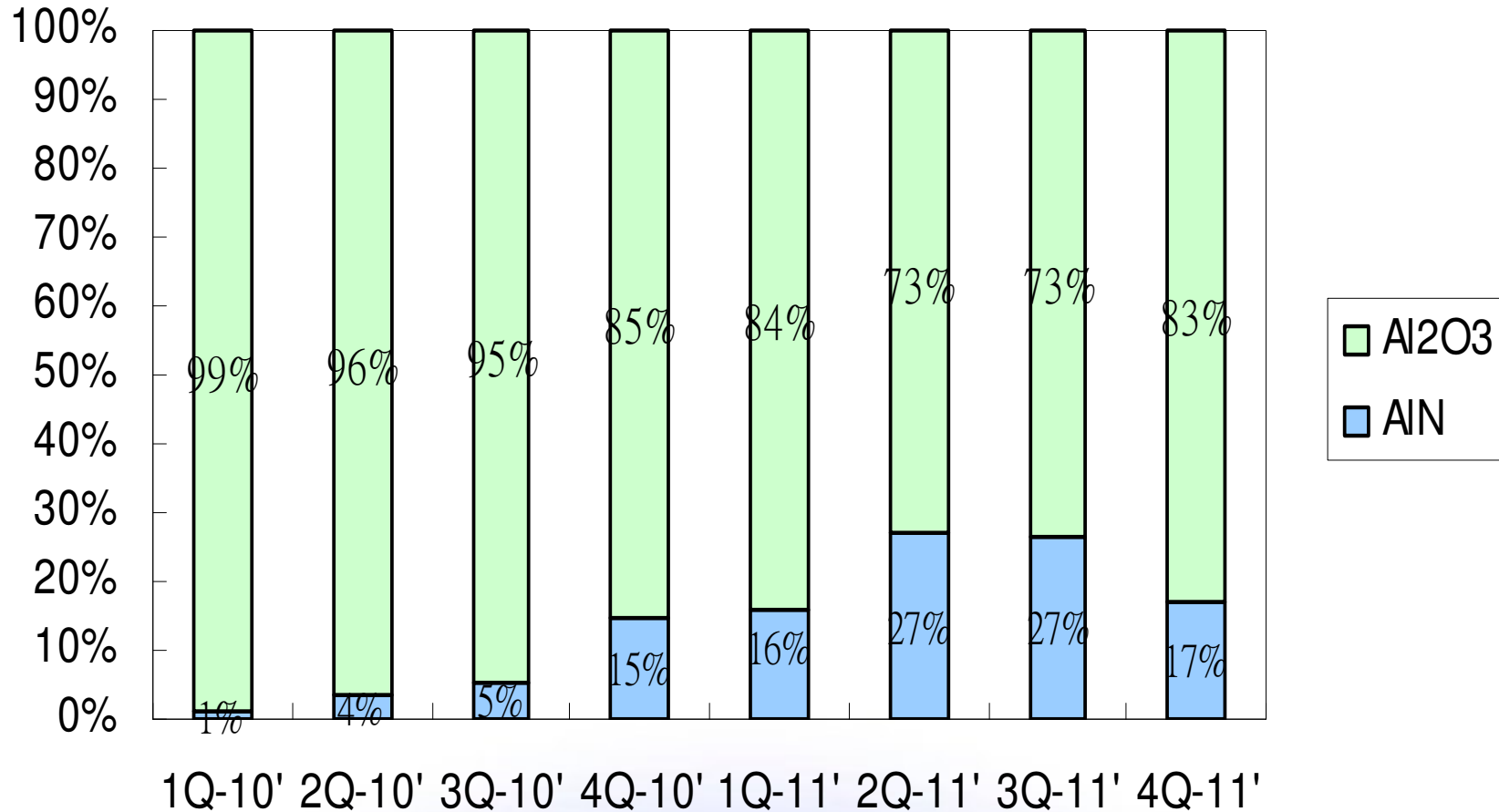

Unit:K\_NTD




Company Confidential



# Al<sub>2</sub>O<sub>3</sub> VS AlN





<http://www.theil.com>

Company Confidential